

### Office Bearers 2004/2005

President: Geoff Allen 9568 4380 Vice President: Gavin Betts 9807 4661 Secretary: Tony McLachlan 9840 7716  
Treasurer: Phillip Dunstan 9808 7510 Auditor: Ian Trivett 9802 5110 Public Officer: Laurie Stuart 9807 9793

**Committee Members:**

Wolfgang Becker 9560 9278 Bruce Hartland 9560 5708 Cameron McKerral 9885 5525 Laurie Stuart 9807 9793

### PRESIDENT'S REPORT

#### August Report.

The new committee has met and we are all ready to serve the club as best we can for the next 12 months. At the time of the AGM we were without a treasurer so I am happy to announce that Phil Dunstan is stepping up to the plate. Welcome aboard Phil and I am sure you will have a fun time with the money. Welcome also to Bruce Hartland who is also new to the committee. I trust that all members will help them perform their duties.

Members will no doubt be unhappy to hear that Dixon's Hardware is closing down. Malcolm has been going out of his way to source items for the club for some time now so this will be a double loss. Gavin has advised us that Malcolm has offered a discount (for items not already discounted) to club members on presentation of your club ID or discount card.

At present most of the administrative paperwork of the club reside at a number of committee members' homes. We are going to make better use of the computer and write-up some simple procedures to assist committee members to take some of the guesswork as to what money goes where, etc. This also makes it easier for incoming committees so it can only be a good thing since in the end we all want a safe happy club environment to work in.

#### Club Night Wednesday 10<sup>th</sup> August at 7.30pm

Bill Norquay has been to see us before, to convince us of the benefit of square drive Sachs Robertson screws. Those of us already convinced will be happy to be told how sensible we were, while waiting patiently to buy some more screws. If you haven't used them before then just bring an open mind and expect your wallet to open later.

#### Club Night September 14<sup>th</sup> September at 7.30pm


Advance warning. You could be hearing voices this night. I am told that you should expect to be entertained by Gordon Ross, without giving away the plot I am just going to say that he is a ventriloquist.

#### Honesty Box

We are often given timber by kind individuals and companies. So that we don't take this club resource for granted we have introduced a small charge (a gold coin) for timber taken from the shed. For larger sections that sometime come our way eg. Red gum posts we would like members to haggle (nicely) with whoever is on duty. These items will then be written up in the book with glue/dowel/biscuit/sandpaper sales.

#### Damaged planer blades.

Fair go! This happened about the 12<sup>th</sup> August. Now whoever did it must have known it happened if only for the lines it left on their timber. The problem is that the member concerned, was not honest enough to inform the duty member to the damage. This caused damage to the next member's timber. Cutting rocks/nails/bolts will create sparks in the planer/thicknesser, which could set fire to the dust in the dust collector and lead to the building burning down. It is not too late to own up! Geoff Allen.



PS. The cost of repairing the damage to the blades has been over \$25.00

## JUST TURNING

**18<sup>th</sup> July 11 members present.**

**Phil Dunstan** has been busy laminating Cypress Pine and Merbau and has converted the result into a bowl finished with EEE and Shellawax.

**Peter Stacey** and **Max Bray** have been attacking their pieces of green Black Wattle. In Max's case the rough turned bowl shape was continuing to change and was slowly getting smaller, even off the lathe and Bob Lorensene had to be constrained before he ate the culprit which was a lovely big yellow grub. We are all looking forward to seeing what Max and partner end up with. Peter's piece was being eroded by more conventional turning methods into a vase shape.

**Ron Jones** also brought along a Black Wattle bowl that he had turned a while ago, his was by contrast small dry and very nicely turned.

**Bob Morrison** showed us a part turned Inside/Outside turning as well as a Red Gum Vase and a Huon Pine Wobble Goblet. Of course Bob has the advantage that he can turn accurately with much greater speed than the rest of us.

Geoff Allen.

**1<sup>st</sup> August seven members present.**

**Peter Stacey** brought along a James Stirling piece of timber made into a mushroom, finished with EEE & Shellawax. The grain on this timber was so fine, that the parting tool did its job with no need for sanding. Peter also brought along a Corian pen blank, laminated with coloured acrylic.

**Alex Morey** has been working on a segmented article, doing it in a different way with the bandsaw table set to cut 60o angles which he says opens up endless possibilities. This first layer is made from Kauri with walnut veneer between.

**Bob Morrison** brought along two round clocks, as gifts for presentation at his golf club. One clock sat on log shaped feet, whilst the other has a half moon cut-out at the bottom to form the base. Finished in EEE & Shellawax. Bob also brought a miniature bowl and a sample showing the finish off the Friction Polish made and sold by a Peninsula member.

**Ron Jones'** contribution was a pencil holder of English poplar finished with no less than 14 coats of Danish oil. Ron also brought three pens one of beech and the others made of some fruit wood. The finish was Shellawax and stick wax.

Welcome to **Kevin Begley** who was a member of Waverley Woodworkers ten years ago, before moving to Cape Schanck.

**Geoff Allen** brought along his finished "Boater" from black wattle. It now has a centre insert of Blackwood. This piece was finished with three coats of melamine lacquer.

**Helene Longton** brought along three key ring needle holders and one whistle key ring holder of Banksia nut. The needle key ring holders are long enough to hold a banknote, tooth picks or small pills. One was from Padouk and two of celery top pine. Finished with EEE & friction polish.

Helene Longton.

**15<sup>th</sup> August 10 members present.**

**Geoff Allen** brought along two small bowls of red gum finished with Triple E and Shellawax and one of ironbark finished with Organoil fine buffing oil.

**Phil Dunstan** brought along a lazy Susan using MDF, finished with Estapol. This is a functional piece made for a friend, to use when pruning bonsai. Phil also brought along an inside/outside turned article in pine and a piece of spruce made into a bowl with a separate base.

**Ray Austin** produced a vase with a narrow opening, of Blackwood, red gum and ash. It was finished with Rod's friction polish to a high gloss.

**Peter Stacey** brought along his Mango bowl finished only with linseed oil. The bowl was turned on four centres to create a three legged base. Also five pens, one of white Corian, two of Tasmanian Oak one of cedar and one of red gum. Three of the pens had a nation's flag colours laminated, in the upper part of the pens. The finish was Shellawax.

**Bob Lorensene** brought along compact mirrors with timber inserts of rosewood, grasstree, Blackwood, Padouk, American black walnut, and fishtail Banksia. All attractive timbers finished with EEE and glow. He also brought along silicone used for attaching mirrors, which Bob uses to attach the timber to the back of the compact mirrors.

**Bob Morrison's** contribution was a spalted silver birch bowl, Bob also showed a small lidded container with a finial. A second lidded container was made from claret ash with a bull oak insert. Bob brought along parting tool steel blades to share and two completed parting tools with Blackwood handles.

**Roger Pywell** showed two pens, one of Huon pine and the other of celery top pine. The handle of a large chisel Roger made, was made from red gum.

**Ron Jones** brought along a lidded box of cypress pine finished with Shellawax.

**Helene Longton's** contribution was some timber for identification as well as some questions she needed advice on.

Helene Longton.

**Note: Woodturning group returns to weekly meetings, from the first Monday in September.**

## Notices and Reminders

**Please Note: This is the last newsletter, for members who have not yet paid this year's membership fees.**

**The Woodturning SIG.** (Special Interest Group). **Return to weekly meetings each Monday, at 7:30 pm.**

**Monday 19<sup>th</sup> September.** Ken Cort will be demonstrating tool sharpening and long hole boring at Knox and District Woodworkers from 9am.- 3pm. Depending on numbers attending, a small charge will be made for lunch and morning tea. Ken will also be demonstrating at the "Working with Wood Show".

**24<sup>th</sup> – 25<sup>th</sup> September.** The Mildura Wood Show is held by the Mildura Woodturners and Woodworkers Inc. Venue: Mildura Woolshed Complex, Cureton Ave. Mildura. Contact: 03 5023 1172 or 03 5022 1265.

**7<sup>th</sup> – 9<sup>th</sup> October.** Melbourne Timber & Working with Wood Show. Venue: Melbourne Exhibition Centre, Southbank. (Jeff's Shed)

**Barwon Valley Woodwrights (Geelong) 15th Annual Woodcraft Exhibition.** Saturday 29th - Sunday 30th Oct. 2005 10 AM – 4 PM Daily. Admission \$3.00. Demonstrations and sales of Woodturning and Wood Carving. Includes Secondary Schools competition. Location: State Government Offices building Cnr. Little Malop St & Fenwick Geelong. **Melways Ref. 401 F4) 2002 edition. (Melways Ref. 452 A3) 2004 edition.**

**Pen kits** are available at the club for \$2.50 each or \$12.50 for five kits.

---

### *Time for a smile.*

#### Real Meanings.

*The Washington Post recently published a contest for readers in which they were asked to supply alternative meanings for various words. The following were some of the winning entries:*

Lymph (v.), to walk with a lisp.

Coffee (n.), a person who is coughed upon.

Balderdash (n.), a rapidly receding hairline.

Testicle (n.), a humorous question on an exam.

Rectitude (n.), the formal, dignified demeanour assumed by a proctologist immediately before he examines you.

Oyster (n.), a person who sprinkles his conversation with Yiddish statements.

Circumvent (n.), the opening in the front of boxer shorts.

*The Washington Post's Style Invitational also asked readers to take any word from the dictionary, alter it by adding, subtracting or changing one letter, and supply a new definition. Here are some recent winners:*

Sarchasm: The gulf between the author of sarcastic wit and the reader who doesn't get it.

Reintarnation: Coming back to life as a hillbilly.

Foreploy: Any misrepresentation about yourself for the purpose of obtaining sex.

Inoculate: To take coffee intravenously.

Karmageddon: It's like, when everybody is sending off all these really bad vibes, right? And then, like, the Earth explodes and it's like a serious bummer.

Glibido: All talk and no action.

Dopeler effect: The tendency of stupid ideas to seem smarter when they come at you rapidly.

Intaxication: Euphoria at getting a refund from the IRS, which lasts until you realize it was your money to start with.



I'm smiling all the time because I can't hear a word you're saying.

I'm very good at telling stories...over and over and over and over.

I'm aware that other people's grandchildren are not as bright as mine.

I'm sure they are making adults much younger these days.

I'm in the initial stage of my golden years... SS. CD's. IRA's. AARP.

I'm wondering, if you're only as old as you feel, how could I be alive at 150?



**Please note: The closing date for input to the October Newsletter is 24th September 2005**

## WODWORKING TIPS FROM “WOODSMITH”

Copyright of August Home Publishing Co. Publishers of the “Woodsmith”, “Shopnotes” and Workbench” magazines, all worth a read. Used by Waverley

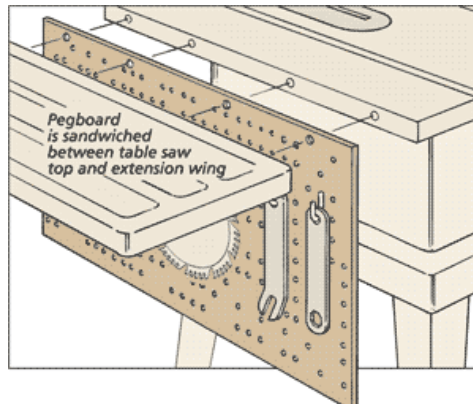
Woodworkers Inc. by permission)

### Table Saw Storage

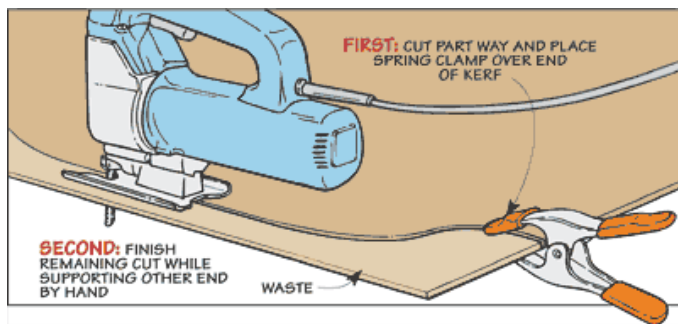
The accessories that I needed for my table saw — wrenches, blades, push sticks — were always scattered around my shop. I finally got tired of tracking things down and came up with a simple way to keep everything close at hand.

The drawing at right illustrates my simple solution. I cut a piece of ¼”-thick pegboard and bolted it between the table saw table and the extension wing. The pegboard hangs below the table providing a convenient place to hang the stuff I use most often. Sometimes the easiest solution is the best.

Ted Raife Online Editor, *Woodsmith*



### Spring Clamp Support



Whenever I use my jig saw to cut thin stock, I have trouble with the waste piece drooping down and pinching the saw blade. So, to help keep the waste side of the stock supported, I use a strong spring clamp. After starting the cut, I just position the spring clamp over the kerf at the edge of the workpiece.

Phil Huber Online Editor, *ShopNotes*

### Table Saw Bumper

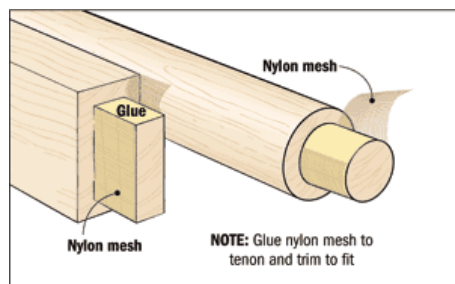
All my large power tools are on casters. So when I need to make extra floor space in my small shop, I simply roll them up against the wall. But I found that my table saw created a problem. As I backed it up to the wall, likely as not, the protruding motor would hit with a “thump”.

The solution to this wall (and tool) abuse turned out to be pretty simple. As you can see in the photo, I added a scrap wood bumper to the caster base of the saw. The bumper extends out from the base to end just beyond the motor. Now I can push the saw up to wall, confident that the bumper will stop its progress before the motor puts another dent in the wall.

Ted Raife Online Editor, *Woodsmith*



### Loose Tenon Fix



There's a quick and easy way to repair tenons that fit too loosely in the mortise, be it an old piece of furniture or a brand new project. I cut an old pair of nylon stockings into small sections to fit around the tenon. The nylon mesh wraps easily around any shape of tenon, and the mesh provides a good gluing surface. Plus, the nylon mesh usually provides just the right thickness to make the tenon fit snugly in the mortise.

Good woodworking, Wyatt Myers

## Members showcase



Flora Jones -1



Geoff Allen -1



Geoff Allen -2



Alex Morey -1



Phil Dunstan -2



Bob Morrison -1



Helene Longton -1



Ray Austin -1



Phil Dunstan -1



Bob Morrison



Bob Lorensene -1



Baby's Rattle



Peter Stacey -1



Peter Stacey -2



Phil Dunstan



Bob's Miniature (mm)

**Discounts Available from the following:** The following companies offer discounts to members of the Waverley Woodworkers. **Note:** Discounts are only available on presentation of your current membership card.

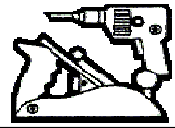
<b>Australian Wood Panels</b> , 40-42 Winton Rd., Clayton	9543 5033
<b>Baileys Toolbank</b> , Unit 4 Rowen Crt. Box Hill	9897 1911
<b>Blackwoods</b> , 31 Fowler Rd., Dandenong (ask for Cyril)	9518 2222
<b>Gus-Tec</b> , 521 Mountain Highway, Bayswater ( <b>Note name change</b> )	9427 8444
<b>Note: New address:</b> Opposite the end of Mountain Highway	
<b>Dixon's Hardware</b> , 304 Stephenson's Rd., Mount Waverley	9888 1813
<b>Flatman's Timber &amp; Hardware</b> , High Street Road, Syndal	9802 9211
<b>A. Lewis &amp; Co</b> , 302 Jasper Rd., Ormond	9578 6218
<b>Malvern Paint &amp; Timber Finishes</b> , 1933 Malvern Rd., Malvern East	9885 2883
<b>Magnetic Abrasives</b> , 286 Neerim Rd., Carnegie	9571 6811
<b>Mathews Timbers</b> , 125 Rooks Rd., Vermont	9874 1666
<b>Moorabbin Timber</b> , 230 Wickham Rd., Moorabbin	9553 0155
<b>Sachy's Industries</b> , 43 Browning Drive, Glen Waverley	9803 2370
<b>Shiver me Timbers</b> , 217 Kororoit Creek Rd. Williamstown	9397 5993
<b>Woodworking Warehouse</b> , 11 Citrus St. Braeside	9587 3999

If you know of any other source of discounts for members, or if you have difficulty obtaining a discount from any of the above, during Peter Hughes absence, please contact Peter Stacey, on ph **9572 3090**, or by e-mail [petersta@melbpc.org.au](mailto:petersta@melbpc.org.au)

**COPYRIGHT:** Except where otherwise stated, other woodworking clubs may use items from our Newsletter. We do ask that such be without alterations, and that the source be acknowledged.

# Waverley Woodworkers Inc.

Clubrooms: 2 Windsor Ave., Mount Waverley, Vic. 3149 Telephone: 9807 9648



## Workshop Opening Times

<b>Day</b>	<b>Times</b>	<b>Sunday</b>	<b>Closed</b>
Monday	<u>Only Public Holidays</u> for general woodwork.	<u>Special Interest Group Meeting Times</u>	
		<b>Day</b>	<b>Times</b>
Tuesday	9 am – 4 pm.	Monday	9 am – 12 noon - Assisted Woodwork Allocated Basis ( <b>Except on Public Holidays</b> ).
Wednesday	9 am – 12 noon.	Monday	1:30 pm - 4:30 pm – <b>Carving</b> .
Thursday	<b>Closed</b>	Monday	7:30 pm – 9 pm – <b>Wood Turning</b> . (Only 1st & 3rd Mondays in July & August).
Friday	9 am – 12 noon.	<b>Club Night</b>	2nd Wednesday of the month 7:30 pm – 9 pm.
Saturday	9 am – 12 noon December- February. 9 am – 4 pm (March - November).		

---

If not delivered, please return to:  
Waverley Woodworkers Inc.  
2 Windsor Ave. Mount Waverley  
Vic. 3150

