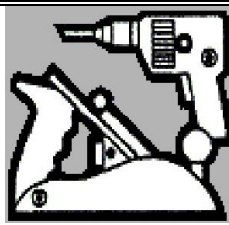


Waverley Woodworkers Inc.

Newsletter June 2009

Volume 17 Issue 5



**Clubrooms: 2 Windsor Ave.,
Mount Waverley, Vic 3149**

Telephone: 9807 9648

Website:

www.waverleywoodworkers.org.au



**CITY OF
MONASH**

Supported by

Executive

President: Helene

Longton:9579 4829

Vice President: Geoff

Allen:9568 4380

Treasurer: Phillip Dunstan:

9808 7510

Secretary: Tony McLachlan:

9840 7716

Auditor: Ian Trivett: 9802 5110

Public Officer: Laurie Stuart:

9807 9793

Website Manager:

Cameron McKerral: 9885

5525

Committee & Sub Comm.

Members

Wolfgang Becker: 9560 9278

Bruce Hartland: 9560 5708

Mary Mosca: 9806 0165

Roberto van der Hock: 9551

6242

PRESIDENT'S REPORT

A most comprehensive report has been completed on the last component asked for by Monash Council to allow WWInc. to receive the allocation towards rental accommodation promised at the August 2008 Council meeting. This component, Risk Management was done by the Committee's Safety Officer and the Vice President. Thanks to these two members for their efforts.

Please ensure that you are familiar with the numerous safety signs on the various machines in the workshop.

The key holder on duty is there to advise any member on the safe use of all machines, if any member needs help. If in doubt don't guess, ask. Safety is the No.1 priority

Keep safe

Helene Longton

MAYCLUB NIGHT

John McGarry demonstrated the safe use of the Router and five members of the 22 present each had a turn of using this very handy machine. It was decided at the recent Committee meeting that there will be short classes on the use of the router over 2 or 3 sessions. There is a list on the Notice board in the office. Put your name down if you wish to attend these sessions- dates and times to be notified.

Show & Tell Bob Morrison showed articles which he had entered in the Peninsula Woodturners Competition/Show. A large platter (2nd prize), Clock (2nd prize), Hollow Vessel (1st prize), Red Gum Bowl (3rd prize), Miniature Buloake Stand (1st prize). Congratulations to our Club's Turning teacher – Bob. Hans Kopp showed 3 items of offset turning – one for earrings and others for art.

Bev Dihadjo showed a bangle of Blackheart and Sassafras she had made at her turning lessons with Bob. Phil Dunstan's Red Gum (fiddleback) Clock on Meranti with Weeping Mulberry, and a Red Gum Mercedes emblem was a classic piece.

CHAIR MAKING

Thanks to Ray Ffrench for the time and effort he put into teaching the group of five members how to make these special design chairs. Five members made Toddlers high chairs and one made a workshop stool.

Some feedback on the course:

“As a new member and woodworker, and unable to come to the Wednesday night Club meetings because of another commitment, the course put on by Ray Ffrench was an ideal introduction to the Club, and to working with the machinery and with wood in general. Ray had obviously prepared well, and with Helene Longton to back him up, I and my fellow members learned a lot of good stuff as we produced our Toddler chairs and stools over six or seven Thursday mornings. The family and friends are very impressed with what I have produced with Ray’s help, especially the special “features””.

Joe Sullivan

TOY MAKING - Tuesdays 1 – 4:00 pm

Five members meet to make toys which are to be donated to nominated organizations at Christmas time. The current project is trains. There are five other members who also make toys at other times if Tuesdays doesn’t suit.

The group encourage more members to come along to these enthusiastic sessions for fun and fellowship whilst keeping busy for a good cause.

WOOD CARVING

The wood carving group has been linked to the same time as the toy making group as only one or two do carving at present. If carving is your interest then please come along on Tuesday afternoons from 1 – 4:00 pm

CLUB NIGHT 10 JUNE at 7:30 pm

Colin Clark – once a member of the Club will be along to demonstrate and show his hobby of making model Gun Carriages. It should be interesting, so we look forward to seeing you (yes you) there.

A Show & Tell will follow.

THE AUSTRALIAN WOODTURNING EXHIBITION

This is being held in the Waratah Room, 397 Whitehorse Rd. Nunawading on Friday 12 June – 10:00 am to 8:30 pm and on Saturday 13 June from 10: am to 5:00 pm and on Sunday 14 June from 10: am to 4:00 pm. Some WWInc. members have entries in this competition, good luck to them, and why not go along and see an outstanding show of the art of woodturning

CLUB FEES – YEAR ENDING 30th JUNE 2010

The new Club Year commences on 1st July and the Committee has determined that the annual fees **should again remain at only \$75**. The fees should be paid on, or prior to, that date to ensure on-going membership access to the Club, and that you are covered for insurance purposes. It must be acknowledged that this is excellent value and we strongly encourage each member to renew their membership as soon as possible.

Membership, and Emergency details (for use only in the instance of needing to contact a person in the event of injury etc.), should also be updated at the same time as you renew your membership and the following tear off form is to be completed and returned to the Club with your payment of the renewal fees.

Name:.....

Address:.....

.....P/Code:.....

Email Address:.....

Phone No: Mobile:.....

Emergency Contact:

Name:..... Phone:.....

CENTRES for DISEASE CONTROL and PREVENTION

The Centre for Disease Control has issued a medical alert about a highly contagious, potentially dangerous virus that is transmitted orally, by hand and even electronically. This virus is called Weekly Overload Recreational Killer (**WORK**). If you receive **WORK** from your boss, any of your colleagues or anyone else via any means whatsoever – **DO NOT TOUCH IT!!** This virus will wipe out your private life entirely. If you should come into contact with **WORK** you should immediately leave the premises.

Take two good friends to the nearest liquor store and purchase one or both of the antidotes –Work Isolating Neutralizer Extract (**WINE**) and Bothersome Employer Elimination Rebooter (**BEER**). Take the antidote repeatedly until **WORK** has been completely eliminated from your system

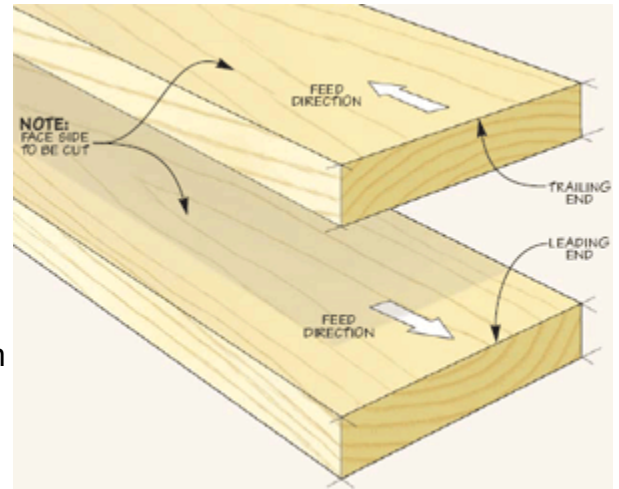
You should immediately forward this medical alert to five friends. If you do not have five friends, you have already been infected and **WORK** is controlling your life.

WOODWORKING TIPS FROM “WOODSMITH” used by permission

Read the Grain

Jointers are a great tool for straightening an edge or flattening the face of a workpiece. But it's not unusual to get a cut that's rough in some areas. Instead of a nice smooth surface, the wood has patches of lifted grain or areas of chip out or tea rout.

In some cases, this may be caused by dull knives or working with highly figured woods that are difficult to joint smooth no matter what you do. But most often the problem is the result of the orientation of the grain in the workpiece.



EDGE JOINTING

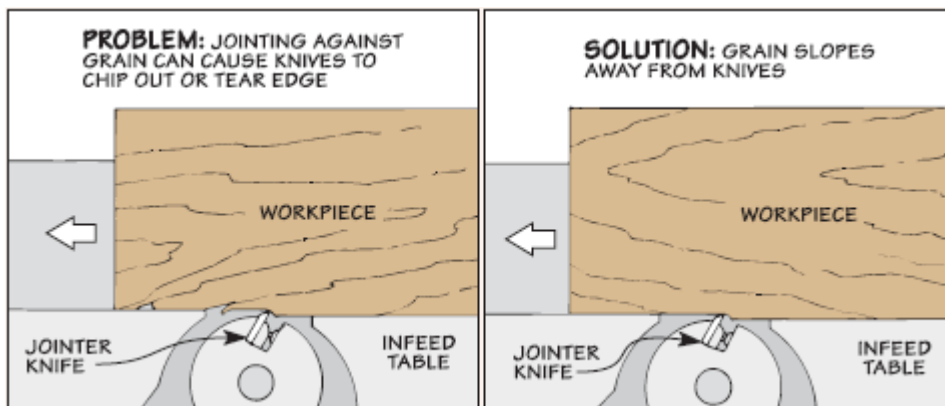
Determining the proper feed direction of the grain is easier when you're passing the edge through the jointer. Simply examine the face of the board and determine whether the grain slopes up or down. Then feed the piece in the direction that allows the grain to slope away from the knives. This keeps the knives cutting with the grain, as shown in the drawings below, instead of against the grain, which leads to tea rout or chip out along the edge.

FACE JOINTING

Jointing the face of a board can be a little more challenging. That's because the grain pattern may appear to be going in one direction on the face and actually run in the opposite direction, like you see in the drawing above.

If there's a V-shaped surface grain present, it's tempting to look at the face of the workpiece and then feed the board into the jointer with the V-shaped grain pointing away from the knives. But you'll actually get a better picture of grain direction if you take a look at the edge.

In a similar manner to edge jointing, you'll want to check out the edge to see if the grain is rising or falling. But this time you'll want to feed the board into the jointer in the direction that keeps the knives cutting with the grain direction visible on the edge of the board. You'll find these same principles apply when you use your planer.



CHANGING GRAIN DIRECTION

The grain direction may also change within a single workpiece. When you see this, you can

sometimes avoid rough cuts by slowing down the feed rate when you get to the point the grain makes a change in direction. This way, the knives take smaller “bites” and you’ll be less likely to end up with any chip out.

Determining grain direction is the best way to get better results with your jointer. The nice thing is it only takes you a few extra seconds, but it’ll save you a lot of sanding time in the long run.

Have a nice weekend,

Phil Huber
Editor, *ShopNotes*

COWBOY TRUMPS TECHNOLOGY

A cowboy named Bud was overseeing his herd in a remote mountain pasture in California when suddenly a brand new BMW advanced towards him out of a cloud of dust. The driver, a young man in a Brioni suit, Gucci shoes, Rayban sunglasses and YSL tie, leaned out the window and asked the cowboy “ If I tell you exactly how many cows and calves you have in your herd, will you give me calf?” Bud looks at the man, obviously a Yuppie, then looks at his peacefully grazing herd and calmly answers, “Sure, why not?”

The Yuppie parks his car, whips out his Dell notebook computer, connects it to his Cingular RAZR V3 cell phone and surfs to a NASA page on the internet where he calls up a GPS satellite to get an exact fix on his location which he feeds to another NASA satellite that scans the area in an ultra high resolution photograph.

The young man then opens the digital photo in Adobe Photoshop and exports it to an image processing facility in Germany. Within seconds he receives an email on his Palm Pilot that his image has been processed and the data stored. He then accesses an MS-SQL database through an ODBC connected Excel spreadsheet with email on his Blackberry and, after a few minutes, receives a response.

Finally he prints out a full colour 150 page report on his hi-tech, miniaturised HP Laser Jet printer, turns to the cowboy and says, “You have exactly 1,586 cows and calves.”

“That’s right. Well I guess you can take one of my calves,” says Bud.

He watches the young man select one of the animals and looks on with amusement as he stuffs it in the trunk of his car. The Bud says to the young man, “Hey, if I can tell you exactly what your business is, will you give me back my calf?”

The young man thinks about it for a second and then says “Okay, why not.”


“You’re a Congressman for the U.S. Government”, says Bud.

“Wow! That’s correct,” says the Yuppie, “but how did you guess that.?”

“No guessing required,” answered the cowboy. “you showed up here even though nobody called you; you want to get paid for an answer I already knew, to a question I never asked. You used millions of dollars worth of equipment trying to show me how much smarter you are; and you don’t know a thing about how working people make a living – or about cows for that matter. This is a herd of sheep...”

“Now give me back my dog!”

Quick Check for Alzheimer's



The following was developed as a mental age assessment
By the School of Psychiatry at Harvard University?

Take your time and see if you can read each line aloud without a mistake.

The average person over 40 years of age cannot do it!

1. This is this cat.
2. This is is cat.
3. This is how cat.
4. This is to cat.
5. This is keep cat.
6. This is an cat.
7. This is old cat.
8. This is fart cat.
9. This is busy cat.
- 10 This is for cat.
- 11 This is forty cat.
- 12 This is seconds cat.

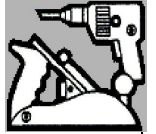


Now go back and read the third word
In each line from the top down.

Waverley Woodworkers Inc.

Clubrooms: 2 Windsor Ave., Mount Waverley, Vic 3149

Telephone: 9807 9648



Workshop Opening Times

General Woodwork

Monday (only on public holidays) 9 am – 12:00 pm
Tuesday 9 am – 12:30 pm
Wednesday 9 am – 12:30 pm
Thursday Closed
Friday 9 am – 12:30 pm
Saturday 9 am – 12:30 pm
Dec. to February 9 am – 4:00 pm
March - November Closed
Sunday Closed

Special Interest Groups

Monday: **Assisted Woodwork** 9 am – 12 pm
(except public holidays)
Monday: **Woodturning SIG** 7:30 – 9:00 pm
Tuesday: **Toy & Carving SIG** 1 pm – 4:00pm
Wednesday: **Assisted Woodwork** 1:30 – 4:30 pm
Monthly Club Night: 2nd Wed. of the month
7:30 pm – 9 pm

**NOTE: Only members working in SIG groups on designated days and times
Are allowed to use the workshop at these times.**

If not delivered, please return to:
Waverley Woodworkers Inc.
2 Windsor Ave
Mount Waverley, Vic 3150

