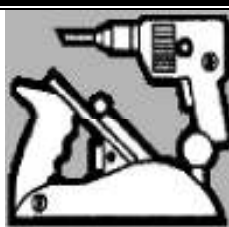


Waverley Woodworkers Inc.

Newsletter May 2009

Volume 17 Issue 4



Clubrooms: 2 Windsor Ave.,
Mount Waverley, Vic 3149

Telephone: 9807 9648

Website:

www.waverleywoodworkers.org.au



CITY OF
MONASH

Supported by

Executive

President: Helene
Longton: 9579 4829

Vice President: Geoff
Allen: 9568 4380

Treasurer: Phillip
Dunstan: 9808 7510

Secretary: Tony
McLachlan: 9840 7716

Auditor: Ian Trivett: 9802
5110

Public Officer: Laurie
Stuart: 9807 9793

Website Manager:
Cameron McKerral:
9885 5525

Committee & Sub Comm. Members

Wolfgang Becker: 9560
9278

Bruce Hartland: 9560 5708
Roberto van der Hock:
9551 6242

Mary Mosca: 9806 0165

PRESIDENT'S REPORT

The middle of autumn has arrived with quite chilly mornings. A few members have travelled north, but others continue to make their projects, repair items and still others are making their entries for the Australian Woodturning Exhibition to be held as usual, at Nunawading, on 12, 13 & 14 June. Entries close on 22 May and should be delivered to the Whitehorse Centre (near the Council Chambers) on 9 June between the hours of 1:30 pm to 9:00 pm.

There is one section – “Wood Art”- which has no restrictions other than it must be obvious that the wood lathe has played a part in the making of the entry and contains some wood and wood products. This entry can be a collaborative piece and may contain alternate materials.

Members who could be interested in this competition, if not this year, then the next, can get valuable advice from Bob Morrison, Geoff Allen and Wolfgang Becker who have had success in the past, and we expect will again have success in the future.

Keep Safe

Helene Longton

APRIL CLUB NIGHT

Bob Morrison demonstrated the turning of a bowl of wet wood and miniature turning. Bob makes turning look so effortless and his tips along the way made for an enjoyable demonstration. Thanks Bob

SHOW & TELL on the night.

Bob Morrison showed an attractive clock of Marble Eucalypt, Huon Pine and Bulloak which will be entered in the Peninsula Woodturners Show being held this month. There was also an artistic piece in Lace Sheoak and Huon Pine and an array of miniatures which members always find interesting.

Bob Lorensene showed turned Birds nests with accompanying eggs and a Pot Pouri bowl. Bob's 2 signature Toadstools brought his toadstool count to 460 as we go to press.

Bruce Brown's latest project was a stylish Weather Station of Jarrah and Hardwood. Very nicely done Bruce. Hans Kopp's many Lace Bobbins were attractive.

Peter Hughes showed a box of Red Gum and ebonised ends (a work in progress).

Marion Anderson brought along the scalloped bowl she made during her turning lessons with Bob Morrison.

Thanks to members who brought along their items for Show & Tell. It can give others ideas on what to make and share their experiences in doing so.

MAY CLUB NIGHT 13 MAY

John McGarry will continue where he left off in demonstrating the use of some of the Club's jigs. John will also show the safe use of the router and table. This has been requested by some members. So come along at 7:30 on 13 May. The many jigs available at the Club make varying procedures easier and safer.

CLAYTON LIBRARY DISPLAY

The feedback from staff at the library was that the display was admired and members of the public found it most interesting. Thanks to those members who lent their items for the display. Photos of these items are in the Club's photo album.

ANNUAL GENERAL MEETING FOR 2009 will be held on the August Club Night (8 August) instead of the July meeting. All committee positions will become vacant. Nomination forms will be sent out in the July Newsletter.

CLUB SUBSCRIPTIONS for 2009/2010 become due as from 1 July, 2009 for the year to 2010.

WOODTURNING LESSONS by Bob Morrison have been and are well sought after this year. They are booked out up until September.

TODDLER'S CHAIR/WORKSHOP STOOL classes by Ray Ffrench have been taking progressing on Thursdays from 9:00 am to 2 or 3:00 pm. It is almost finished. After getting inquiries for this class to be held at a time to suit those who work during the day, Ray suggests that those interested to do the course give him a call (???????) And perhaps an alternative time can be arranged.

USEFULL TIPS:

a) A Good Old Fashioned Furniture Polish

Mix one cup of Turpentine, two cups of Linseed Oil and one cup of water. Shake well before using and test on a small piece of your furniture for compatibility (particularly French polished surfaces). It is necessary to give a good rub with a clean cloth after applying the polish. Store the polish in a well corked/capped container and remember to label the container.

b) Are You Looking for Leather Oddments and straps/belting?

The Cobbler/Shoe Repair in the Huntingdale shopping strip (just near the hardware store) carries a wide variety of leather oddments and belting pieces at moderate prices.

Thanks to Tom Phillips for the above.

POSITIVE INFLUENCE written by a KH Mentor

I was moved by this reaction from the 8year old boy I mentor.

I have been meeting with this young man for a few months now. At first he was very withdrawn, shuffling his feet and eyes fixed on the floor. James was suggested for the program because of his attitude toward the women in his life – his Mum, Nan and female teacher. Contact with his Dad had been severed, so he therefore resented his Mum and any other women with influence over his life. He is quite good academically and also very active.

Last week James suggested to his teacher that he had something that we could work on in our hour. He grabbed a package from his bag as we left the classroom and headed to the library. It was a model kit that James had been given for his birthday and he had no one at home to help him assemble it. We spent the hour building his solar powered jumping frog, what a buzz we both got. At the end of the session I asked him about his upcoming holiday and the school camp. He said the holiday had been postponed and that he was glad he wasn't in grade 4 as they went to camp on Monday and he would miss out on our time together.

KIDS HOPE AUSTRALIA

Builds caring relationships...
One child... one hour... one school

WOODWORKING TIPS FROM “The Woodsmith”

Organizing Drawers

Drawers are a good way to organize tools and other supplies. The problem is, it's all too easy for stuff to get lost in deep drawers. To solve this problem, I like to divide each deep drawer into two layers, as shown in the photo below.

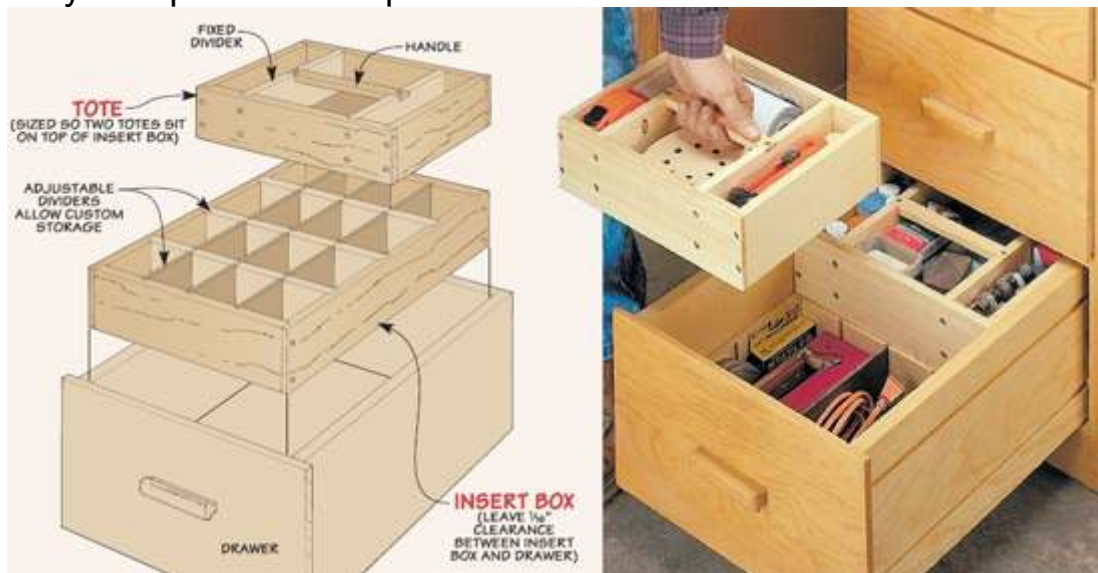
Dividers. For the bottom layer, I made a divided box. When you measure for the box, you'll want to leave a 1/16" gap between the box and the drawer. This way you can take the box out if you ever need to.

The dividers are dadoed into the sides of the insert box. They also accept subdividers, so you can customize the box for whatever you need to store (drawing below).

The Totes. To take advantage of the space above the box, I made some totes to rest on top. Each tote has a pair of fixed dividers and a handle. Besides making it easy to organize small items, you can remove a tote from the drawer and take it right where it's needed.

Making the totes is similar to making the divided box. But there are some things to keep in mind while building them.

It's a good idea to allow a 1/16" gap between the totes. This makes it easy to slip one tote in place while the other is in the drawer.



You'll also notice that the rabbets and dadoes for the tote dividers are cut in the front and back pieces, not the sides like in the divided box. And don't forget to cut notches for the wood handle and the groove for the 1/4" hardboard bottom.

Have a nice weekend,

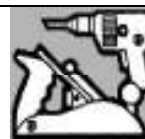
Phil Huber

Editor, ShopNotes

Waverley Woodworkers Inc.

Clubrooms: 2 Windsor Ave., Mount Waverley, Vic 3149

Telephone: 9807 9648



Workshop Opening Times

General woodworking

Monday (only on public holidays)	9 am – 12 noon 1 pm - 4 pm
Tuesday	9 am – 4 pm
Wednesday	9 am – 12 noon
Thursday	Closed
Friday	9 am – 12 noon
Saturday	9 am – 12 noon Dec. to February 9 am – 4 pm March to November
Sunday	Closed

Special interest groups

Monday: Assisted Woodwork	9 am to 12 pm
Monday: Toy Group SIG	m (except public holidays)
Monday: Woodturning SIG	7:30 pm to 9:00 pm
Monday: Wood Turning Assisted	7:30 pm – 9 pm
Wednesday: Assisted Woodwork	1:30 – 4:30
Club Night: 2nd Wed. of the month	7:30 pm – 9 pm

If not delivered, please return to:
Waverley Woodworkers Inc.
2 Windsor Ave
Mount Waverley, Vic 3150

