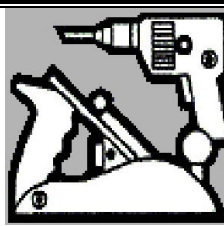


*Waverley Woodworkers Inc.*

**Newsletter January 2010**

**Volume 18 Issue 1**



**Clubrooms: 2 Windsor Ave.,  
Mount Waverley, Vic 3149**

*Telephone: 9807 9648*

**Website:**

[www.waverleywoodworkers.org.au](http://www.waverleywoodworkers.org.au)



CITY OF  
**MONASH**

Supported by

---

## **Executive**

**President:** Tom Phillips 9802 7821 **Vice President:** Vacant

**Secretary:** Tony McLachlan 9840 7716 **Treasurer:** Phillip Dunstan 9808 7510

**Public Officer:** Laurie Stuart 9807 9793

### **Committee & Sub Committee Members**

Wolfgang Becker 9560 9278 Roberto van der Hock 9551 6242 Mary Mosca 9806 0165

Hans Dieter Kopp 9807 9882 Cam Davies 9509 9214

**Auditor:** Ian Trivett **Newsletter Editor:** Peter Hughes 9038 8602

---

## **President's Report**

Happy New Year to all members and may 2010 is a productive year for both the Club and all members.

## **Club Activities**

### **Australia Day -26<sup>th</sup> of January.**

Open house day at the club rooms was resounding success with upward of thirty members playing host to a guesstimate of 80 to a 100 members of the public who called in to view our premises and see our wares and activities. My thanks to all for your demonstrations, displays and general support.

## **Bridge Team**

The Bridge Team have completed an outstanding project with the bridge now installed on site at the grounds of the Glendal Preschool. Wider publication of this achievement is in the hands of Glendal but meantime feast your eyes on the attached pictures as a sample. More of this on club night.

Congratulations Mary, Laurie, John, Hans and Roberto.





### **Toy Team**

Anglicare have sent a follow up note of thanks for the Christmas toys. The challenge now is for us to go and complement the 2009 team's success in the year ahead. Team leader Peter Hughes will be moving shortly to Mornington. All is not lost as Peter has "threatened" to keep in regular attendance but the issue is now for a new leader to come forward and keep the momentum going. Apply now before the Press Gang knocks on your door.

### **Club Night 10 February 7:30 pm**

On this night our member Cam McKerral will be demonstrating a computer based 3 dimensional planning systems for your projects. I have seen one of these in use and they are extremely helpful.

### **Operating Hours**

Subject to any specific occasional projects intruding, the club will now be open for general activities on Thursday mornings with Roberto van der Hock taking on the duty roster. Other hours are as listed on the back page.

### **More Club Activities**

#### **Clayton Festival Sunday 14 February 12 noon to 6:00 pm**

Being held in the main shopping strip, Clayton. We are having a display stall. Anyone wishing to help man the stall for whatever time would be welcome. Please help, do not leave it to others because you are the others!

### **Membership**

**Honorary Membership.** The Club is pleased to appoint Myrna Perry as our honorary member. Myrna has given stalwart support to the Club over many years in both direct support to her husband George and contribution at many Club functions. Cheers to you Myrna.

**New members.** The Club welcomes Jody Barry, Mark Gehrman, Barry Middlebrook, Andrew Newnham, John Van Hirsell, Keith Younger and rejoining member Robin Tainton.

### **Club Uniform**

Our thanks go to member, Cam Davies-telephone 9509-9214, he is waiting for your call. Samples are in the kitchen.

## **Social News**

Geoff Allen,(by the way Geoff thanks for stepping in –or back-as Vice president on pro temps basis), now **POP** to first grandchild Grace May Partridge.  
Hans Kopp – father of the bride Susan.  
Congratulation on both counts.

**The Fun Page** if you do not like the funnies, then go to the next page.

## **Philosophy:**

Hard work has a future payoff. Laziness pays off now.

Experience is something you don't get until just after you need it.

For every action there is an equal and opposite criticism.

I couldn't repair your brakes, so I made your horn louder.

If at first you don't succeed, destroy all evidence that you tried.

Never go to bed angry, stay awake and plot your revenge.

There are two theories to arguing with women. Neither of them work.

Women who seek to be equal to men lack ambition.

Few women admit their age. Few men act theirs.

## **Brevity of Wit**

My short term memory is not as sharp as it used to be.  
Also, my short term memory's not as sharp as it used to be.

I am a Nobody.  
Nobody is Perfect.  
Therefore I am Perfect.

## **Wagga Wagga Turn About – March 12 – 14, 2010**

The cost of the weekend is \$176 (to be confirmed) which includes all meals and accommodation.  
There is a limit of 100 people.

Contact: Larry Sloan  
27 Henwood Ave.  
Wagga Wagga 2650  
02 6926 1536

Keith Gates  
26 Dunne Ave.  
Wagga Wagga 2651  
02 6922 7380

# Simple, Sturdy Workbench

From Getting Started in Woodworking, Season 2

BY ASA CHRISTIANA

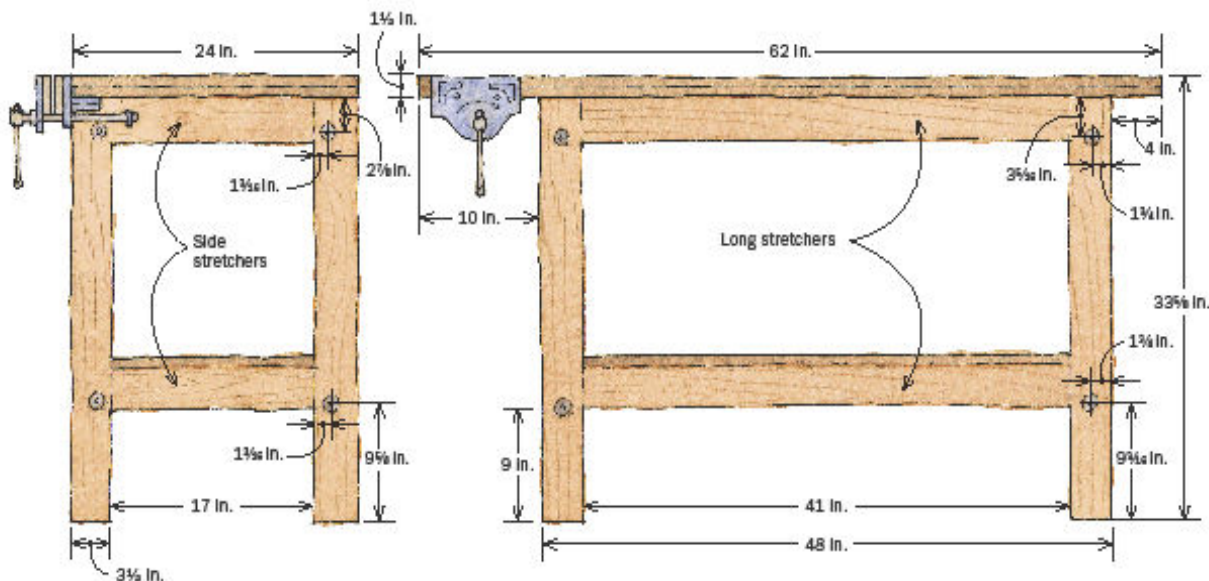
**T**his workbench is easy and inexpensive to build, yet is sturdy and versatile enough for any woodworker. The base is construction lumber (4x4s and 2x4s), joined simply with long bolts and short dowels. The top is two layers of MDF (medium-density fiberboard), cut from a single sheet, with enough left over to make a handy shelf.

The only tools needed to make this bench are a drill/driver, a circular saw, and a hand-held router or a router table.

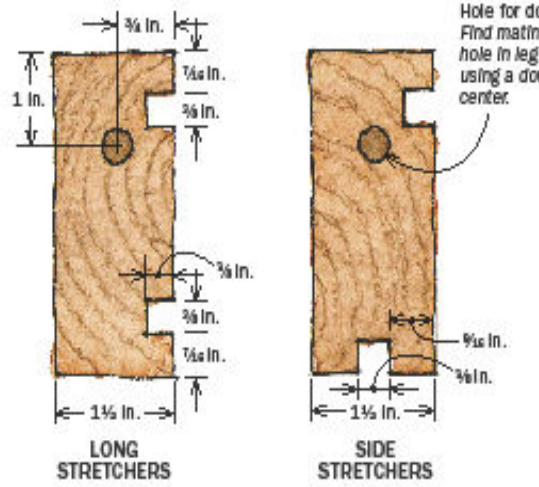
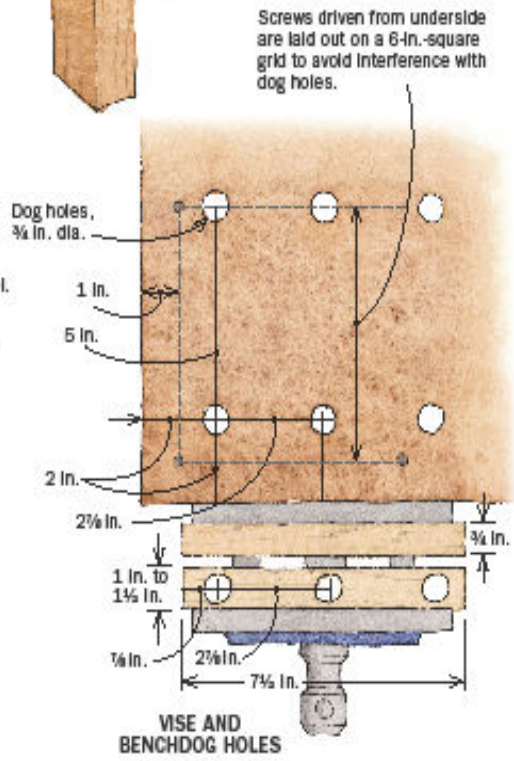
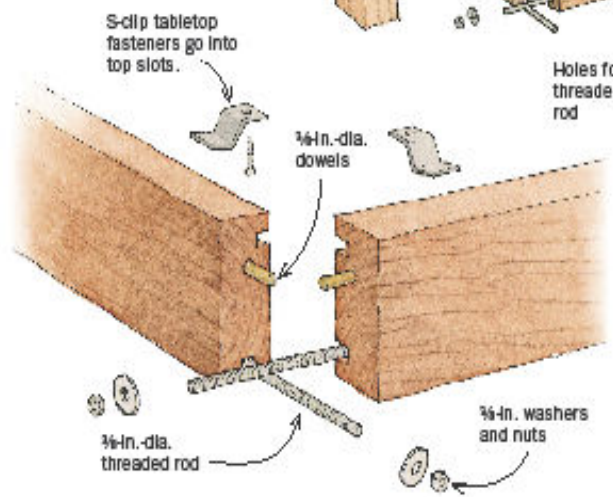
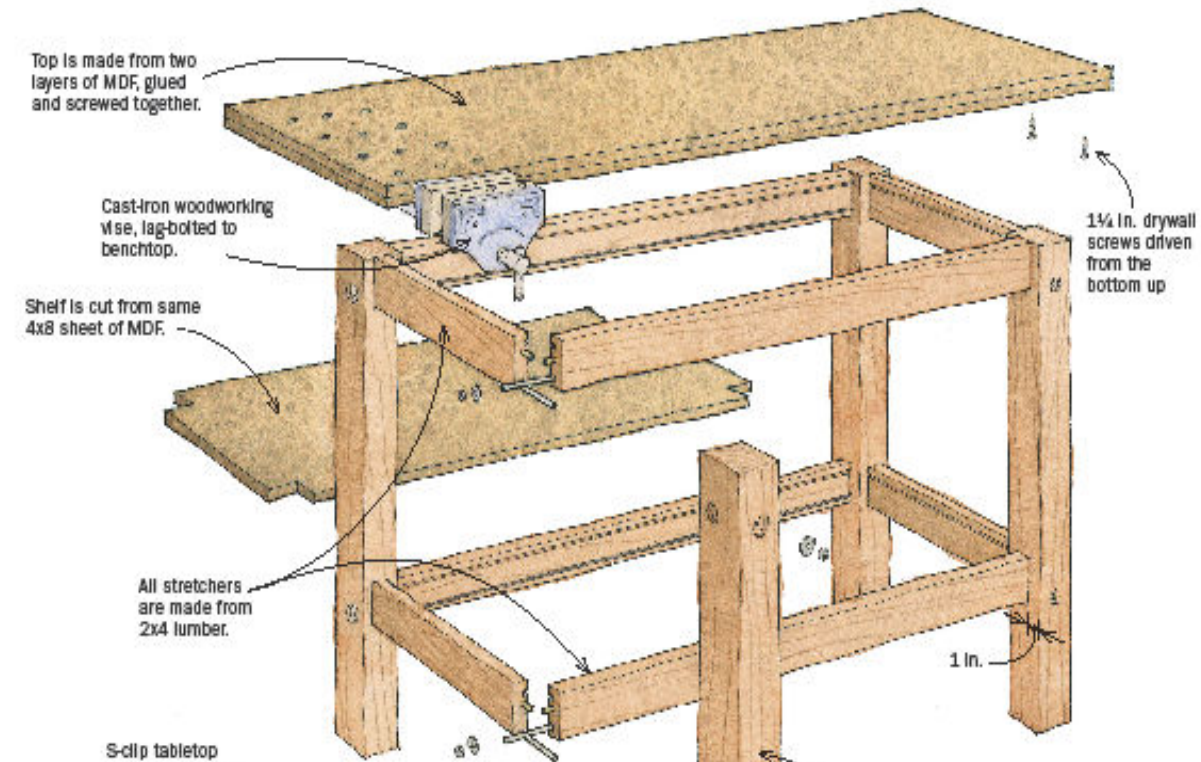
There is room at one end for a small cast-iron woodworking vise, which is an essential tool in any woodworking shop. The vise is fitted with non-marring wooden jaws, and the jaws and benchtop receive dog holes, sized to fit a variety of handy bench accessories.

## LUMBER, HARDWARE AND SUPPLIES LIST

4	8-ft.-long 2x4s, kiln-dried
2	8-ft.-long 4x4s, kiln-dried
1	4x8 sheet of MDF
2	Hardwood pieces for vise jaws, 7½ in. long by 3 in. wide. Front jaw can be between 1 in. and 1½ in. thick and the rear jaw is ¾ in. thick.
1	Filler block for mounting vise, ¾-in.-thick plywood, 4 in. wide by 6 in. long
1	bottle of yellow glue
1	7-in. Groz Rapid-Action Woodworking Vise ( <a href="http://www.woodcraft.com">www.woodcraft.com</a> )
4	6-ft. lengths of ½-in.-dia. threaded rod
16	¾-in. washers
16	¾-in. nuts
2	2-in.-long ¼-20 bolts, nuts, washers for attaching front jaw of vise
2	1½-in.-long, ¼-20 flathead screws for attaching rear jaw
1	Box of 1¼-in.-long drywall screws for laminating benchtop
4	¾-in.-dia., 2½-in.-long lag screws and washers, for attaching vise
16	S-clip-type tabletop fasteners
16	¾-in.-dia. dowels, roughly 3 in. long



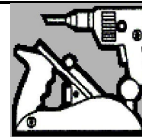
**VIDEOS** Visit us online at [FineWoodworking.com/Start](http://FineWoodworking.com/Start) to watch a two-part video detailing how to build this workbench from start to finish.



# Waverley Woodworkers Inc.

Clubrooms: 2 Windsor Ave., Mount Waverley, Vic 3149

Telephone: 9807 9648



## Workshop Opening Times

### General Woodwork

Monday (only on public holidays) 9 am – 12:00 pm

Tuesday 9 am – 12:30 pm

Wednesday 9 am – 12:30 pm

Thursday 9 am - 12:30 pm

Friday 9 am – 12:30 pm

Saturday 9 am – 12:30 pm

Dec. to February

9 am – 4:00 pm

March - November

Sunday Closed

### Special Interest Groups

Monday: **Assisted Woodwork** 9 am – 12 pm  
(except public holidays)

Monday: **Woodturning SIG** 7:30 – 9:00 pm

Tuesday: **Toy SIG** 1 pm – 4:00pm

Wednesday: **Assisted Woodwork** 1:30 – 4:30 pm

Monthly Club Night: 2<sup>nd</sup> Wed. of the month  
7:30 pm – 9 pm

**NOTE: Only members working in SIG groups on designated days and times  
Are allowed to use the workshop at these times.**

If not delivered, please return to:

Waverley Woodworkers Inc.

2 Windsor Ave

Mount Waverley, Vic 3150

